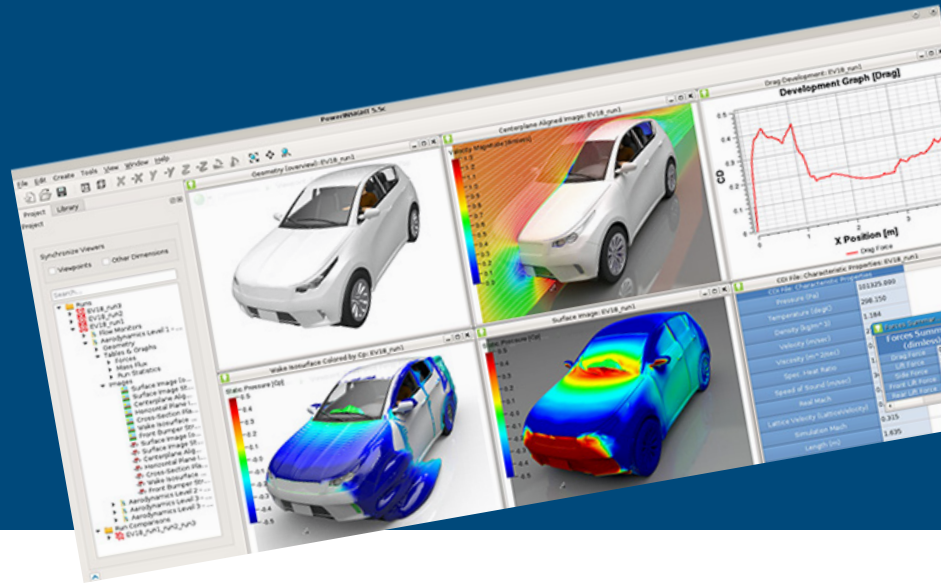


# PowerINSIGHT



## FASTER TIME TO INSIGHT

As simulation capabilities have continually increased, the quantity of data produced exceeds the capacity of engineers to extract meaningful information in a timely manner. Little time is available for thorough analysis in increasingly tight design schedules. A wealth of information is barely examined by engineers leaving tremendous value on the table. Even if precious time is taken to extract meaningful results, sharing this information across and between organizations takes significant additional time and effort. This can often cause either product development delays or suboptimal product quality.

## COMMUNICATING YOUR RESULTS HAS NEVER BEEN EASIER

PowerINSIGHT offers a graphical user interface to easily configure and generate company best practice comparative results, interactively browse results and automatically generate reports—all without scripting expertise. PowerINSIGHT provides your team with the tools to maximize the return of your simulation investment and gives them better:

### Insight:

- Interactively browse and compare run results in real time
- Quick & efficient reviewing and comparing of vast amounts of results
- Environment where all information is instantly available for timely decisions

### Communication:

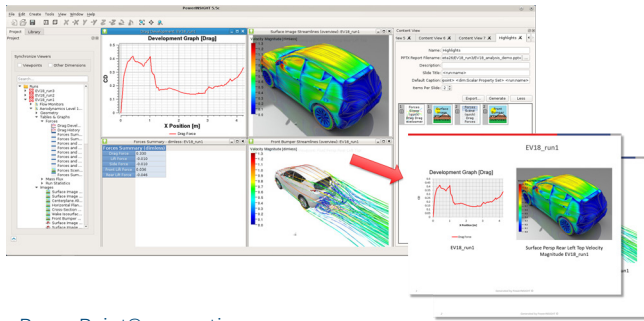
- Quickly generate compelling reports, with run comparisons
- Create compelling on-the-fly or standardized presentations

### Consistency:

- Repeatable application of best practice analysis methods
- State-of-the-art analysis methods easily captured and reused

### Automation:

- Fully automated simulation post-processing from easily customizable templates
- Comprehensive, structured, visual results and reports immediately available



PowerPoint® generation including fully editable tables

### Efficient results review

- Rapidly navigate results with scene “dimensions”: viewpoints, measurement types, slice position, even time animations
- 3D interactive views of model
- Window synchronization for cycling dimensions
- Multiple run comparisons stored in the project

### Automated PowerPoint report generation

- On-the-fly report creation direct from content browser
- Pre-generate standard reports from customizable templates

### Full Aerodynamics and thermal analysis

- Process multiple measurement files per run
- Full PowerVIZ content support (including sample surfaces, transient data)
- PowerCOOL results support

### Built in, customizable tables & graphs

- Display any measurement data, run statistics, PowerCOOL results, or imported CSV files
- Control aesthetics in the browser and in PowerPoint output
- Compare multiple runs on the same table or graph

### Efficient template creation and editing features

- Centralized results scene definition enables easy template modification
- Drag and drop template creation
- Easily share templates with copy and paste across projects

### BENEFITS:

#### Faster product development

Improve designs through early stage thermal evaluation

#### Run Organizer

Manage sets of simulation results and all comparisons for past and present projects

#### Real-Time Browse and Compare

Rapid, interactive browsing of results including real-time comparison of runs and window synchronization

#### Rapid Report Generator

Fast, automated generation of PowerPoint® reports presenting results, including run comparisons

#### Automatic Content Generator

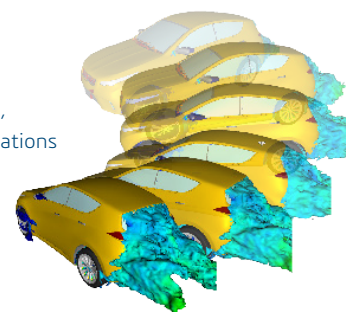
Drive creation of all visual content for simulation analysis: images, movies, graphs & tables

#### GUI-Based Template Management

100% graphical template builder. No more scripts!

### Benefits Summary

- Organized, managed analysis process
  - Structured best practices
  - Tree of simulation run results
- Interactive results comparison
- Automatic report generation
- Drive automatic results generation from easily customizable templates



Interactive 3D rotation, even during time animations

## Our 3DEXPERIENCE® platform powers our brand applications, serving 12 industries, and provides a rich portfolio of industry solution experiences.

Dassault Systèmes, the 3DEXPERIENCE® Company, provides business and people with virtual universes to imagine sustainable innovations. Its world-leading solutions transform the way products are designed, produced, and supported. Dassault Systèmes' collaborative solutions foster social innovation, expanding possibilities for the virtual world to improve the real world. The group brings value to over 210,000 customers of all sizes in all industries in more than 140 countries. For more information, visit [www.3ds.com](http://www.3ds.com).



3DEXPERIENCE®