



DraftSight – Important Critical Hotfix (February 2017)

Dear DraftSight Users,

It has come to the attention of the DraftSight team that, due to an expired certificate, Windows* 32 & 64-bit versions of DraftSight released from 2012 to 2017 will not launch and/or will stop running as of March 1, 2017. However, we are making available a critical hotfix to resolve this issue before that date.

To avoid usage interruption, please make sure to immediately download and install this critical hotfix, which can be found on the main product download page (<https://www.3ds.com/products-services/draftsight-cad-software/free-download>)

The affected releases are as follows:

| Version (Windows 32 & 64 bit) | Release Date |
|--|---------------------|
| DraftSight 2017 SP0 | November 2016 |
| DraftSight 2016 SP2 | July 2016 |
| DraftSight 2016 SP1 | April 2016 |
| DraftSight 2016 SP0 | February 2016 |
| DraftSight 2015 SP3 | June 2015 |
| DraftSight 2015 SP2 | April 2015 |
| DraftSight 2015 SP1 | February 2015 |
| DraftSight 2015 SP0 | October 2014 |
| DraftSight V1R5.2 | July 2014 |
| DraftSight V1R5.1 | April 2014 |
| DraftSight V1R5.0 | January 2014 |
| DraftSight V1R4.0 | October 2013 |
| DraftSight V1R3.2 | July 2013 |
| DraftSight V1R3.1 | January 2013 |
| DraftSight V1R3.0 | November 2012 |

We apologize for any inconvenience and continue to be fully committed to providing the highest quality of software solutions for our growing community of DraftSight users.

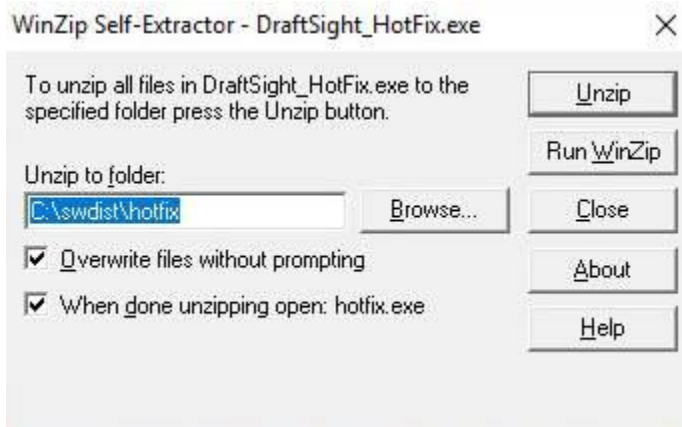
Thank you,

The DraftSight Team

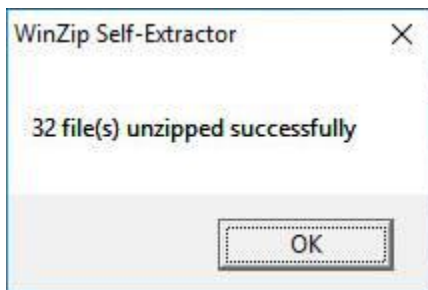
***Note:** Mac and Linux versions of DraftSight (Free and Beta only) do not require this hotfix as they are not affected by the expired certificate.

Critical Hotfix Installation Instructions

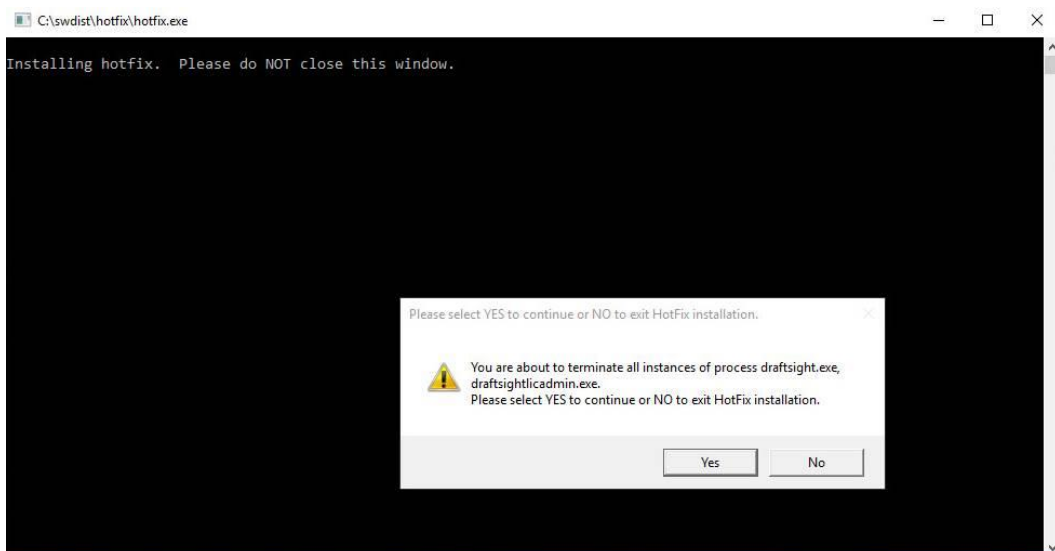
1. Save your work and close the DraftSight application.
2. Double-click on the hotfix file "*DraftSight_HotFix.exe*". The WinZip Self-Extractor appears on the screen.



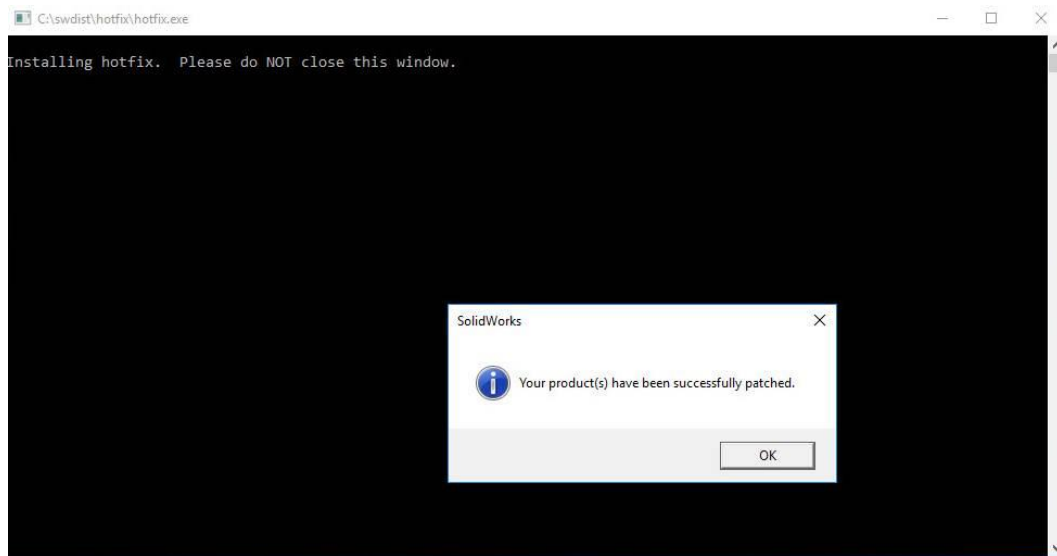
3. Click **Unzip**, then click **OK** in the confirmation box.



4. Click **Yes** to continue installation.



5. Click **OK** to complete installation.



6. It is recommended to reboot the system after installing the hotfix.