


# LIVE ASSEMBLY

Datasheet



## ASSEMBLY FEASIBILITY STUDIES FOR THE PRODUCT DESIGNER:

DELMIA LIVE ASSEMBLY ENABLES  
PRODUCT DESIGNERS TO FIND AND  
CORRECT DESIGN FOR ASSEMBLY  
ISSUES EARLY IN THE PRODUCT  
DESIGN CYCLE.

DELMIA Live Assembly (LAS) provides product designers with a programming and simulation interface specifically designed for non-expert simulation users to conduct assembly feasibility analysis. Designers can experience the manufacturing assembly structure in order to create, simulate and re-order assembly trajectories during their analysis in the intuitive V6 3D environment.

DELMIA Live Assembly enables design engineers to evaluate and update their designs with multiple stakeholders at anytime in the product, process and resource planning stages.

## DEDICATED 3D MANIPULATOR FOR EASY PART MOTION CREATION

DELMIA Live Assembly provides a dedicated 3D manipulator for easy part motion creation with collision detection feedback. Users are able to move the selected assembly in the proposed collision-free direction or define their own motion direction. Collision feedback is provided to the user when the manufacturing assembly cannot move due to geometric constraints with other assemblies or when a collision occurs when moving the assembly manually.

## AUTOMATIC CREATION OF THE ASSEMBLY SEQUENCE


The assembly sequence of the manufacturing assembly is automatically created when the extraction path is defined on one of the assembly components.

## NAVIGATE AND REORGANIZE THE 3D MANUFACTURING ASSEMBLY STRUCTURE

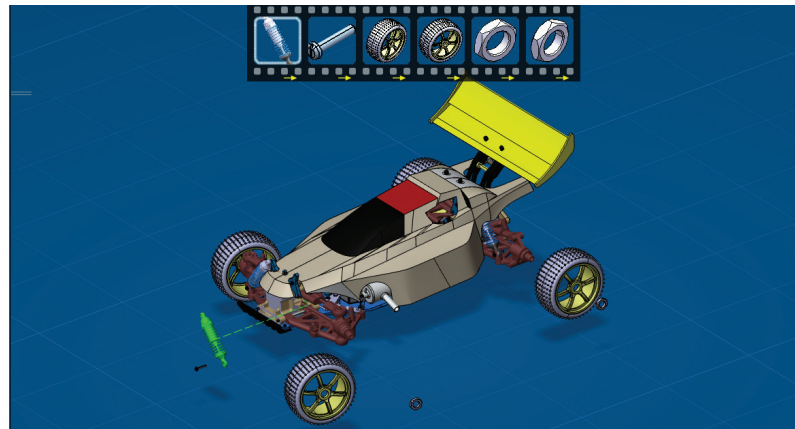
DELMIA Live Assembly provides the capability to navigate the components of the manufacturing assembly structure through a collapse-expand functionality. Users can easily reorganize assemblies in the 3D view interactively to modify the manufacturing assembly structure through drag-and-drop and group capabilities. Users can also edit manufacturing assembly attributes to capture the make-buy decision.

## PRODUCT HIGHLIGHTS

- Manipulate assembly parts to define assembly trajectories
- Validate assembly feasibility of product designs through simulation
- MBOM parts clearly identified with 3D cross-highlighting
- Automatic assembly path update following 3D MBOM structure change
- Single IP platform for seamless communication and secure data sharing throughout the extended enterprise
- Filmstrip sequence viewer and editor
- Interactive replay of trajectory and assembly sequence



Efficiently communicate product issues that are discovered during assembly feasibility studies.



Manipulate assembly parts to quickly define trajectories and validate assembly feasibility through simulation.

## About Dassault Systèmes

Dassault Systèmes, the **3DEXPERIENCE** Company, provides business and people with virtual universes to imagine sustainable innovations. Its world-leading solutions transform the way products are designed, produced, and supported. Dassault Systèmes' collaborative solutions foster social innovation, expanding possibilities for the virtual world to improve the real world. The group brings value to over 150,000 customers of all sizes, in all industries, in more than 80 countries. For more information, visit [www.3ds.com](http://www.3ds.com).

The 3DS logo, CATIA, SOLIDWORKS, SIMULIA, DELMIA, ENOVIA, GEOVIA, EXALEAD, NETVIBES, 3DSWYM and 3DVIA are either trademarks or registered trademarks of Dassault Systèmes or its subsidiaries in the US and/or other countries.